

How to Register for

CAMP TAMARACK



SCOUTS, BSA
SUMMER CAMP

SUMMER

Wood Lake Scout Reservation
10891 Withers St, Jones, MI 49061



A graphic illustration of a scout uniform, including a tan shirt, a red tie, and a dark green sash with colorful circular patches. The text "REGISTERING FOR EVENTS" is overlaid in white on a blue background behind the uniform. Below the uniform, on a green background, are three circular icons: a green leaf, a red flame, and a yellow gear.

REGISTERING FOR EVENTS

Registering for events

Registering for events is a 3-part process.

1. Locate your desired event.
2. Select Register for Event. Follow the registration wizard and complete all steps.
3. Check out of the shopping cart.

The Events Tab

1. **Events** – Event registration can be accessed both from the left navigation menu and the hamburger menu.
2. **Available Events** – List of all events currently available for registration.
3. **All Upcoming** – Includes all available events as well as events not yet open for registration.
4. **My Events** – List of upcoming events for which you are registered.
5. **My Past Events** – List of all your completed events; click on an event to access reports and participant data.

The screenshot shows the 'Events' page in the Tentaroo Registration system. The page header includes the Boy Scouts of America logo and the text 'BOY SCOUTS OF AMERICA* NORTH FLORIDA COUNCIL'. The main navigation bar contains the word 'Events' and four filter tabs: 'AVAILABLE EVENTS', 'ALL UPCOMING', 'MY EVENTS', and 'MY PAST EVENTS'. A left sidebar contains navigation links: Home, Events, Facilities, Cart, Settings, Feedback, and Log out (1777772). The main content area displays a list of events under the 'AVAILABLE EVENTS' filter. Each event card includes a category icon (AD or MB), the event title, location, and the number of available events. The events listed are: Alachua District Camporees (3 events available), Boy Scout Summer Camp (8 events available), Day Camps (3 events available), and Merit Badge Fairs (2 events available). Numbered callouts (1-5) are overlaid on the image: 1 points to the 'Events' link in the sidebar; 2 points to the 'AVAILABLE EVENTS' filter tab; 3 points to the 'ALL UPCOMING' filter tab; 4 points to the 'MY EVENTS' filter tab; and 5 points to the 'MY PAST EVENTS' filter tab.

Available Events

1. **Current** – List of events within the type of event that are open for registration, i.e. weeks of Summer Camp.
2. **Registered** – Events for which you are currently registered.
3. **Past** – Your prior events within the type of event, i.e. last year's week of Summer Camp.
4. Click on an event to view the event details (fees, rules, dates, available class schedule).

The screenshot displays the Tentaroo Registration interface for the Boy Scout Summer Camp. The page includes a header with the Boy Scouts of America logo and navigation options. A map on the left shows the location of Camp Shands. The main content area features a description of the camp and a list of events for 2019. The events are categorized by week, with registration closing dates for each. Numbered callouts (1-4) point to specific elements: 1. The 'REGISTERED' filter button, 2. The 'LEADER'S GUIDE' button, 3. The event description box for Week 1, and 4. The registration closing date for Week 1.

Events

CURRENT REGISTERED PAST

Jun 9 - Jun 15, 2019
2019 Week 1
Registration will close on May 25, 2019 at 11:59 PM.

Jun 16 - Jun 22, 2019
2019 Week 2
Registration will close on Jun 01, 2019 at 11:59 PM.

Jun 23 - Jun 29, 2019
2019 Week 3
Registration will close on Jun 08, 2019 at 11:59 PM.

Jun 30 - Jul 6, 2019
2019 Week 4

Event Info

1. **Register for Event** – Click here to launch the registration wizard.
2. **Pricing & Conditions** – View fees, rules, dates, available class schedule, and more.

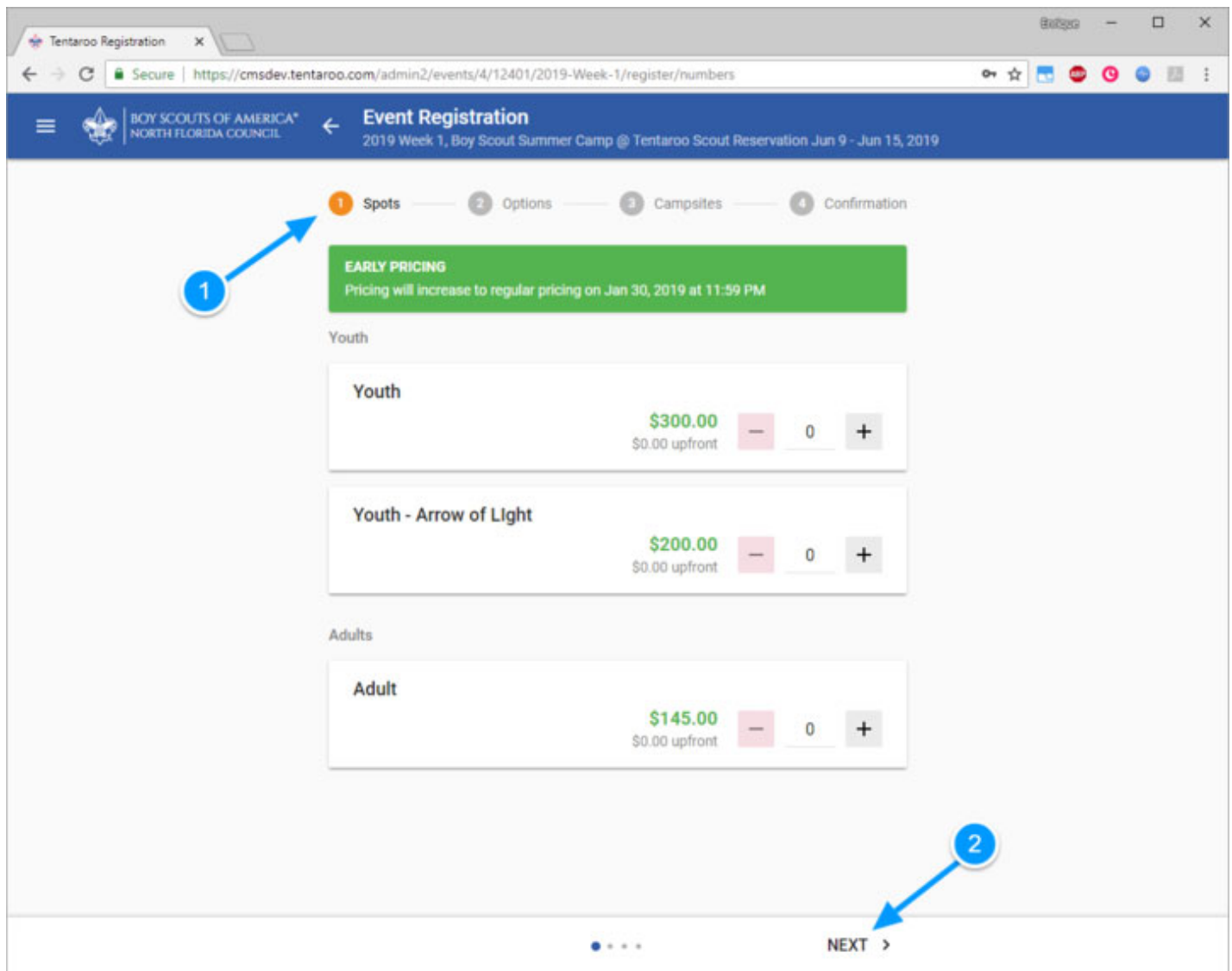
The screenshot shows the Tentaroo Registration website interface. At the top, the browser address bar displays the URL: <https://cmsdev.tentaroo.com/admin2/events/4/12401/2019-Week-1>. The website header includes the Boy Scouts of America logo and navigation links for 'INFO' and 'REGISTRATION'. The main content area features a map of Camp Shands on the left, a photo of a scout leader, and event details for '2019 Week 1' (Jun 9 - Jun 15, 2019). A green 'REGISTER FOR EVENT' button is highlighted with a blue arrow and a circled '1'. Below this, the 'Pricing & Conditions' section is highlighted with a blue box and a circled '2'. The pricing table shows:

Category	Price
Youth (Y)	\$300.00
Youth - Arrow of Light (Y)	\$200.00
Adult (A)	\$145.00

The pricing section also includes an 'EARLY PRICING' notice and a list of registration conditions.

Registration Wizard

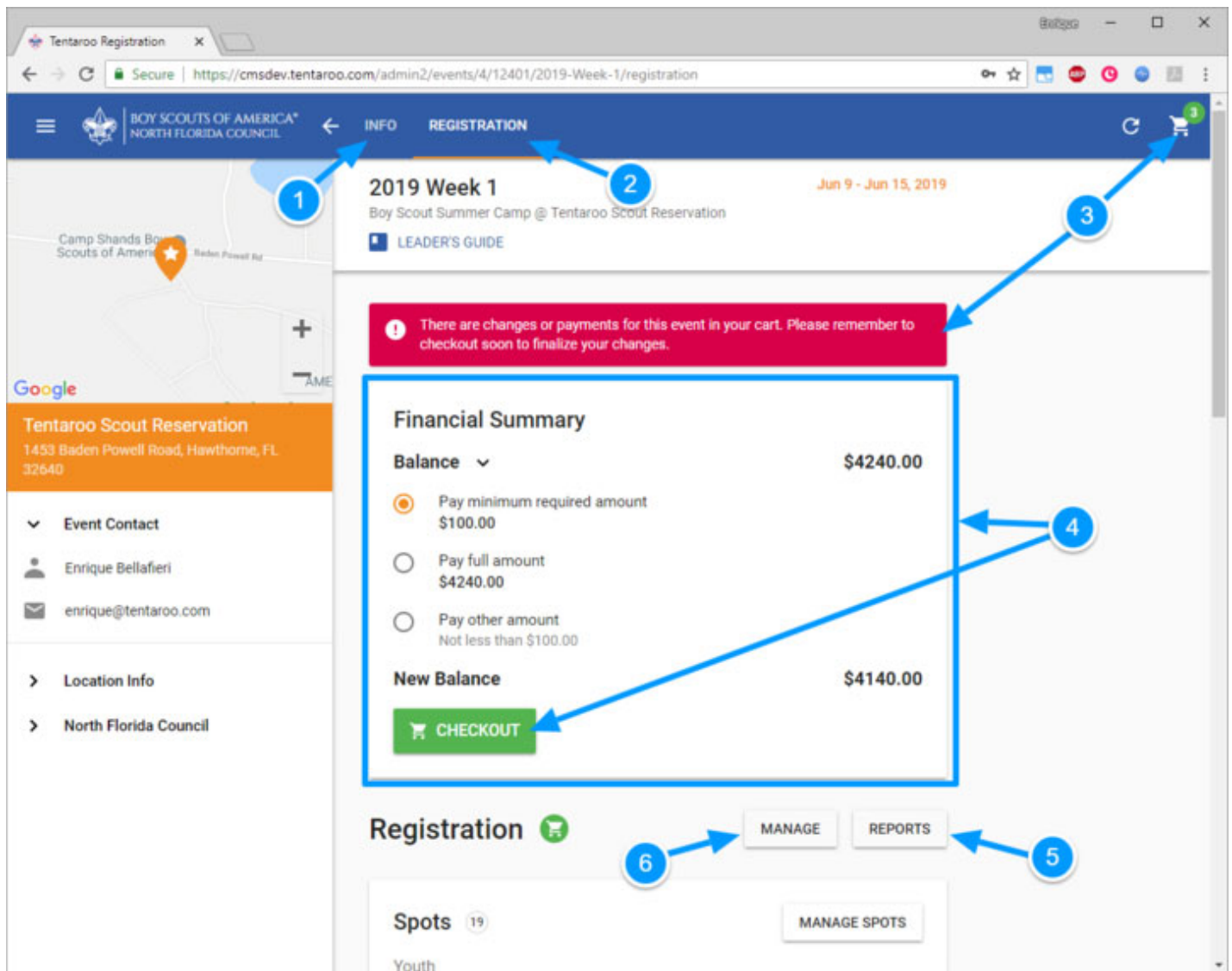
1. **Event Wizard** – Follow all of the steps in the wizard to completion. Check out of the shopping cart to finalize your registration.
2. **Next** – Navigate through the registration wizard using the Next button, or Complete at the confirmation page to add the registration to the cart.



Registration

The Registration page appears after completion of the registration wizard, and can also be accessed by clicking on a registered event on the Home screen. This contains a summary of your registration details.

1. **Info** – View general information about the event.
2. **Registration** – Add payments to the shopping cart or modify your registration: adjust numbers, add participants, or view and modify class selections as available.
3. **Checkout** – Always remember that nothing is finalized until you check out of the shopping cart. Check out is required for every event registration even if there is no payment needed.
4. **Financial Summary** – Make payments and view balances for event.
5. **Reports** – Print invoices, class rosters, blue cards and other reports. **NOTE: Items in the shopping cart will not be included in reports as they are not finalized.**
6. **Manage** – Select this to edit or cancel registration.



Checkout

1. Place Order – Items in the shopping cart are not finalized until you check out even if no payment is due at the time. Check out often on events and facilities with limited capacities. Spots are filled on a first checked-out, first served basis.

Tentaroo Registration x

Secure | https://cmsdev.tentaroo.com/admin2/checkout

BOY SCOUTS OF AMERICA*
NORTH FLORIDA COUNCIL

← Checkout

Address
20035 Husser Rd

City / Town
Franklinton

State
FL

Zip Code
36238






Payment Method

100% Secure
We don't store your payment information.

Payment Type
Credit Card

Card Number CVV2 / CVC

Expiration Month Expiration Year

We accept:     

Return Policy
All returns will be handled with in-house credit unless other arrangements are made. Please contact North Florida Council for more information.

Privacy Policy
We keep your personal information private and secure. All information sent to us is encrypted and will not be shared with anyone. All communication is encrypted using a signed certificate.

PLACE ORDER